

The MyMacys.net Dashboard Mockup

INCLUDING ORIGINS, DEVICES, BROWSERS, SESSIONS AND MOST VIEWED



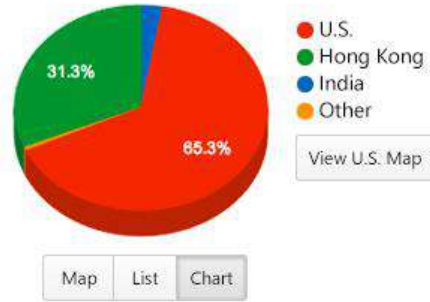
Nick Zedlar, UX Designer, Enterprise Portal Team

December, 2016

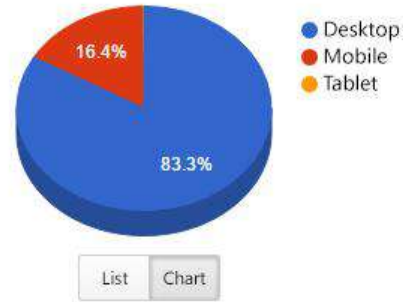
MyMacys.net Dimensions and Metrics

Hourly Day Week **Month**

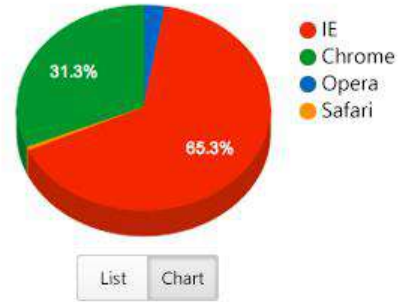
Origins



Hardware



Browsers



Sessions



Average Duration **7min 46sec** Average Pages Viewed **3.46**

Most Viewed

	Pages Views	Unique Page Views
1 /sites/ccs/Pages/ccshome.aspx	470,934	282,349
2 /sites/stores/Pages/SalesManagerDesktop.aspx	322,637	232,350
3 /sites/stores/Pages/ASTDesktop.aspx	294,873	198,877
4 /sites/stores/Pages/VisitorDesktop.aspx	252,870	172,061
5 /sites/stores/support/Id/associate-training/Pages/NewHireTraining.aspx	231,944	148,488
6 /sites/mlo/Pages/default.aspx	169,937	115,563
7 /sites/stores/merchandising/execution/BigTicket/Pages/BTStores.aspx	148,488	89,085
8 /sites/stores/support/Id/associate-training/Pages/LearningPageJuly.aspx?role=SalesAssociates&group=Standard	147,528	98,264
9 /sites/mst/Pages/default.aspx	136,495	82,574
10 /sites/stores/Pages/WeddingGiftRegistry.aspx	134,750	60,510