

The MacysPartners Extranet Mockups

WITH MENU STYLES



Nick Zedlar, UX Designer

Enterprise Portal Team

August, 2012

Log In

Only authorized vendors may access this site.


Login ID




Password

[Log In](#)





Not a registered user? [Apply](#) for access.



 **Macy's Partners**

BROWSE PAGE PUBLISH

 SHARE
  FOLLOW
  SAVE
 

MACY'S PARTNERS

REPORTS

MEDIA EXCHANGE

MENU ITEM

MENU ITEM

MENU ITEM

MENU ITEM


MENU ITEM

MENU ITEM


COLLABORATION

ADMIN

Menu Dark BG: #333333
 Text on Dark BG: #ffffff
 Menu Light BG: #959494
 Text on Light BG: #000000
 All Borders: 1px solid #000000
 1st Level Down Menu Offset: OOB defaults
 2nd Level Across Position: OOB defaults
 Heights and Widths: OOB defaults



A typical page is comprised of four main sections:



Header

Left Navigation Pane
(LNP)

Page Body

Footer



Jargon Tip: If you ever hear the term “C-clamp” used by the Portal team, it refers to the header, LNP and footer as a whole, because it looks like a “C.”

LNP

For the Vendor Collaboration project, the “C-clamp” will sport a generically Macy’s Inc. brand that is neither Macy’s Partners nor Bloomingdale’s Partners, but a fusion of the two. It will appear virtually identical—except for some different navigation tabs—to whoever visits.

Users – Who Are Visiting?



Bloomingdale’s Partner Only
Enters through bloomingdalespartners.com.



Bloomingdale’s AND Macy’s Partner
Enters either through bloomingdalespartners.com or macyspartners.com.



Macy’s Partner Only
Enters through macyspartners.com.



Unknown (Anonymous) Partner
Enters either through bloomingdalespartners.com or macyspartners.com.

The **Page Body**, however, will serve up content based on the user's role.

Content – What Do Users See?

